

Data sheet

Commercial Art.No.: 72.310.2453.9

Male insert EX STS 24 2,5 09IA



Certificates / Approvals



Technical data

General

Explosion-tested version	Yes
Model	Pin insert
Color	Blue
Mating cycles	200
Pollution degree	3
Operating temperature range min.	-20 °C
Operating temperature range max.	60 °C

Connection Data

Connection type	Screw connection
Number of poles	24

Technical Data UL/CSA

Min. conductor cross section flexible wire	0.5 mm ²
Max. conductor cross section flexible wire	2.5 mm ²

Contacts

Contact material	Copper alloy
Surface	Tin-plated
Contact resistance	≤ 1.5 mOhm
Wire strip length	7 mm

Technical Data DIN EN 61984

Nominal voltage	90 V
-----------------	------

Note

Note	Max. Input current 16A by permitted wire cross section 1.5 till 2.5mm ² ; Max. Input current 10A by permitted wire cross section 1.0 mm ² ; Max. Input current 6 A by permitted wire cross section 0.75 mm ² ; Max. Input current 3 A by permitted wire cross section 0.5 mm ²
------	---

Classification

ECLASS 11	
ECLASS 8.1	27440205
ETIM 7.0	EC000438

ETIM 6.0	EC000438
----------	----------

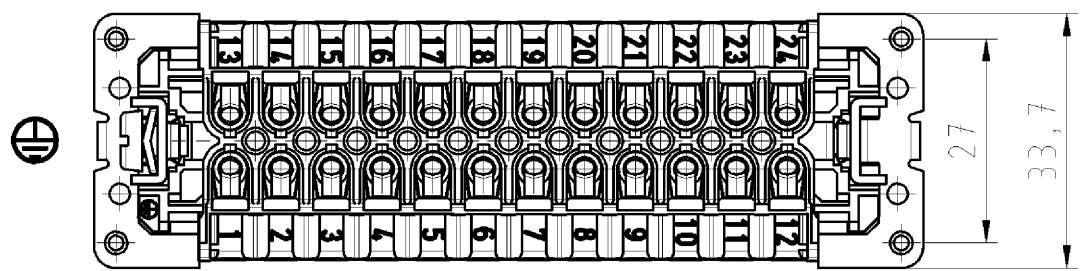
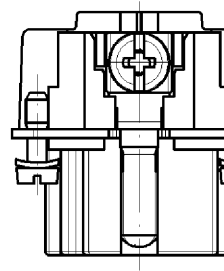
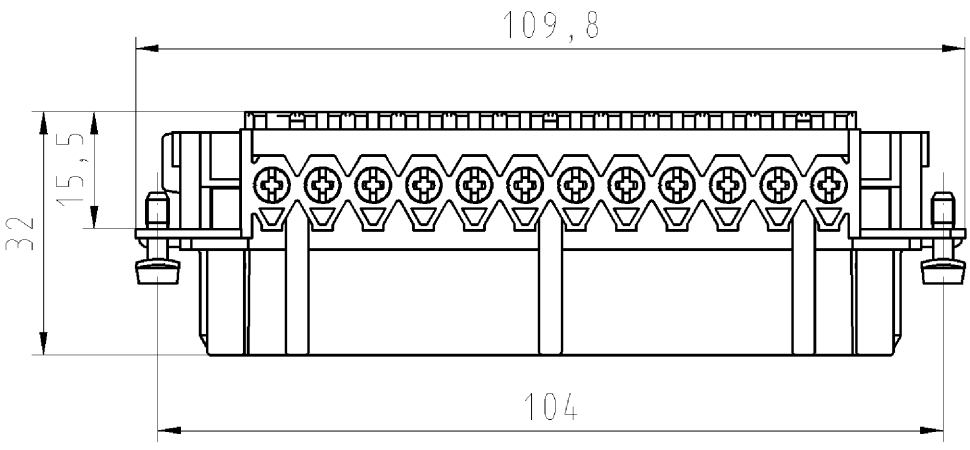
Product compliance

ROHS conformity status	Compliant/Exempted
ROHS exceptions	III-6(c)
REACH-SVHC conformity status	Duty-To-Declare
REACH-SVHC substances	Lead
REACH-SVHC CAS numbers	7439-92-1

A
B
C
D
E
F

These dimensions will be especially checked at delivery
Only inspection dimensions
With /E marked dimensions are only valid for internal use

Diese Maße werden bei Abnahme besonders geprüft
Ausschließlich Prüfmaße
Mit /E gekennzeichnete Maße sind nur für interne Zwecke gültig



Weitere Daten siehe Katalog
further data see catalog

Weitergabe sowie Verwertung dieses Dokuments, Verwertung und Mitteilung seines Inhalts sind verboten, es sei denn, es ist ausdrücklich gestattet. The reproduction, distribution and utilization of this document as well as the communication of its contents to others without express authorization is prohibited.

Tolerierung nach DIN 7167/Tolerance system acc. to DIN 7167. (This DIN-standard describes the envelope principle. According to the envelope principle the deviations of form and parallelism are limited by the size tolerances). ja/yes Stoffverbots- und Deklarationsliste nach UU-TQM-05/03 ist einzuhalten. Conformity with Wieland document UU-TQM-05/03 (list of prohibited / declarable hazardous substances) to be declared!

Freitoleranz nach - General tolerance CAD - Zeichnung, keine manuellen Änderungen CAD - drawing, no manual modifications allowed 1.Verwendung: - First Use: Blatt: 1 von 1 Sheet: 1 of 1

		Werkstoff/Material		2008	Tag/Date	Name	Zeichnung Nr./Drawing No.		Index
				gezeichnet drawn	04.02.	Schmitt J.	72.310.2453.9 01K		
				geprüft checked	-	-			
		Farbe:blau / colour: blue		Normgepr. Stand, check	-	-	Maße in mm/Dimensions are in mm		
		Vol. mm³		Of1./Surf. mm²		Ersatz für/Replacement for: -			
		 wieland Elektrische Verbindungen		Type		Benennung/Title			
				EX STS		STECKERE INSATZ			
Index		Datum / Blatt Date / Sheet		24 2,5		24-polig / 24 poles			
Änderung/Revision				091A		male insert			

723102453901K_4 CADW104Z Schmitt 2008-02-06109:05:52 1.000